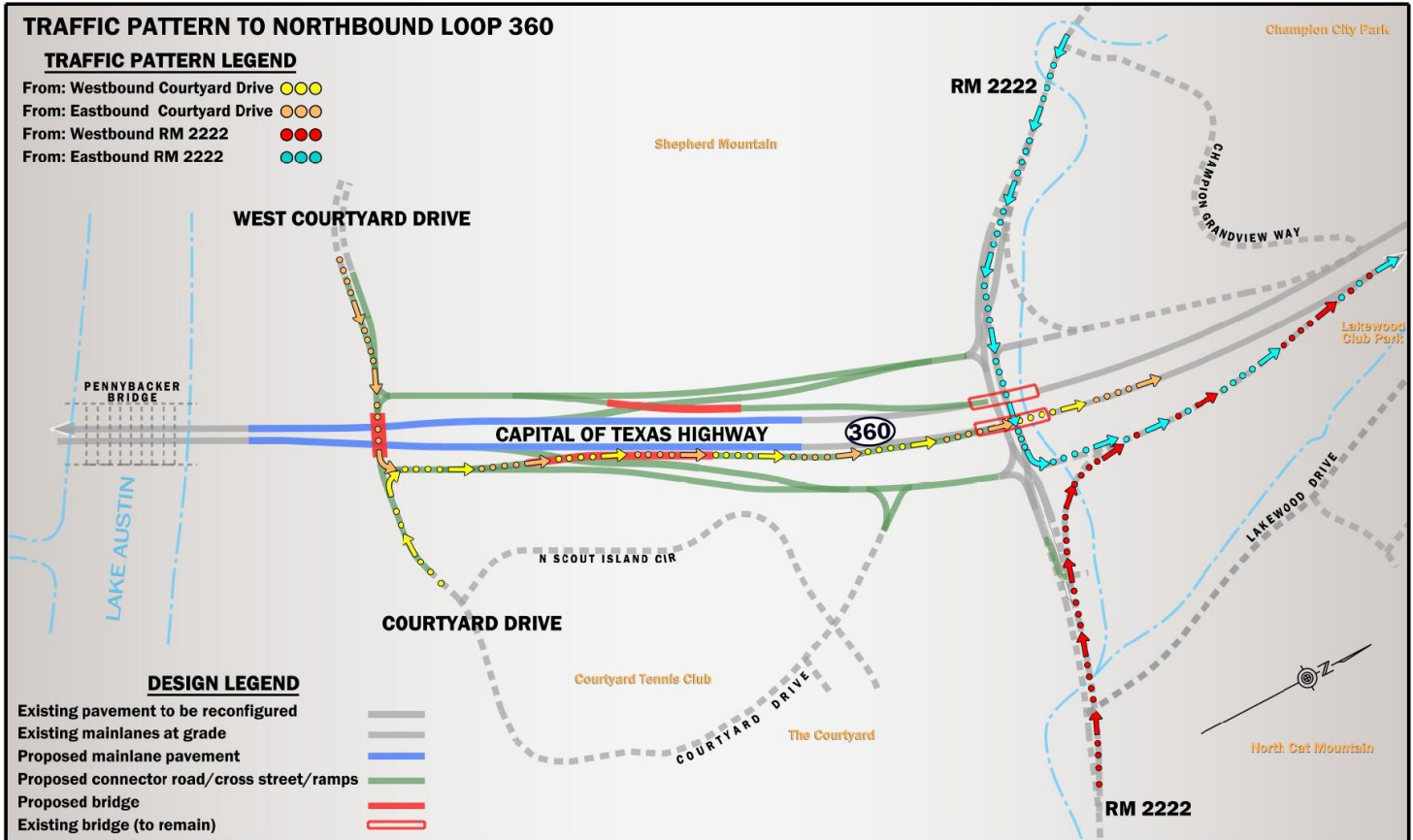


## Final Traffic Patterns for Courtyard Drive/RM 2222 Project

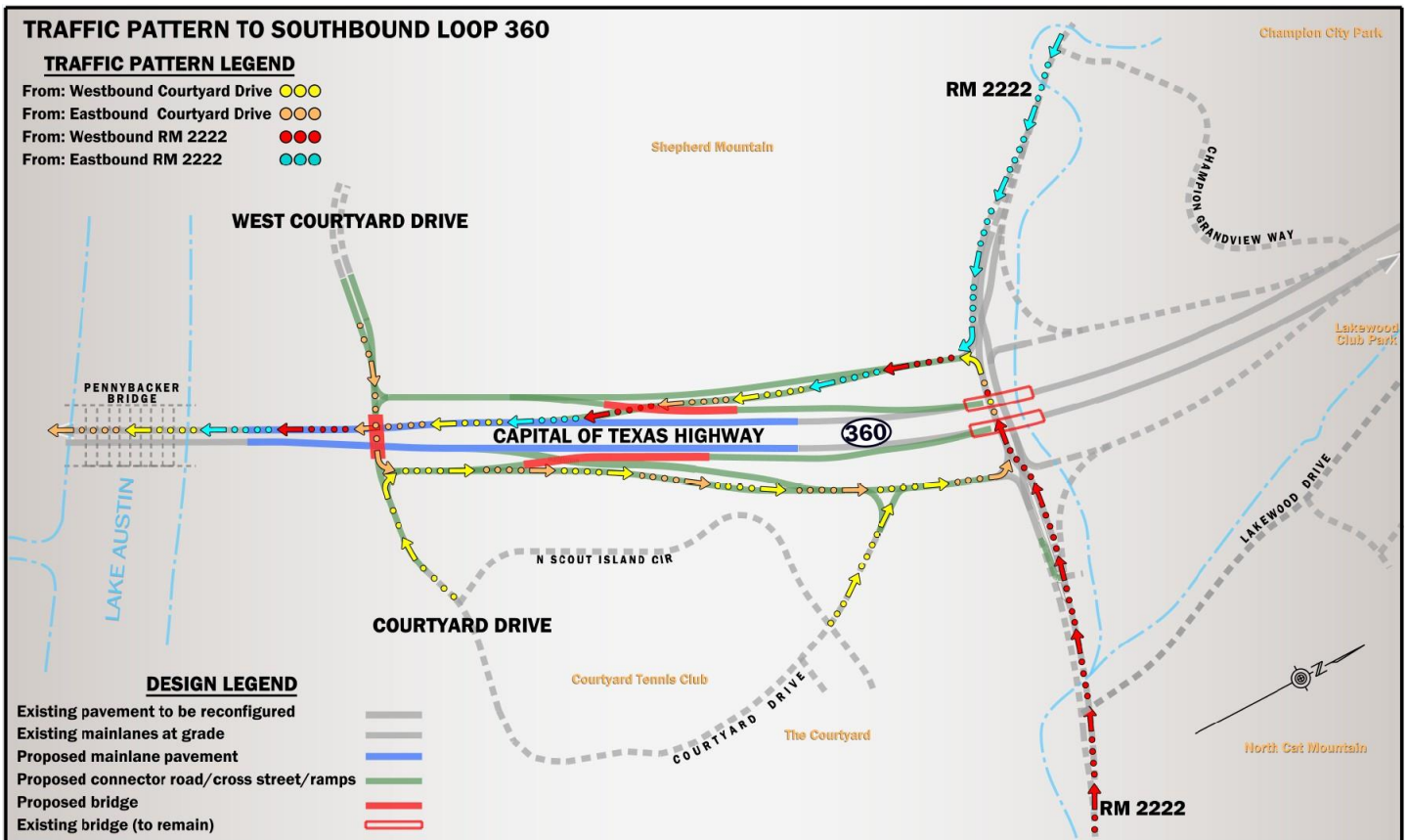
### Northbound



### To Northbound Loop 360:

- From Westbound Courtyard Drive:** Drivers will exit the Courtyard neighborhood at the southern intersection of Loop 360 at Courtyard Drive and turn right onto the northbound Loop 360 connector road. They will then proceed to the braided entrance ramp located north of Courtyard Drive to enter the northbound Loop 360 mainlanes.
- From Eastbound Courtyard Drive:** Drivers will proceed across the Loop 360 mainlanes using the Courtyard Drive bridge and turn left onto the northbound Loop 360 connector road. They will then proceed to the braided entrance ramp located north of Courtyard Drive to enter the northbound Loop 360 mainlanes.
- From Westbound RM 2222:** Drivers will use the right lane to access the northbound Loop 360 entrance ramp located north of RM 2222.
- From Eastbound RM 2222:** Drivers will use the DDI to turn left onto the northbound Loop 360 entrance ramp. They will then be able to enter the northbound Loop 360 mainlanes.

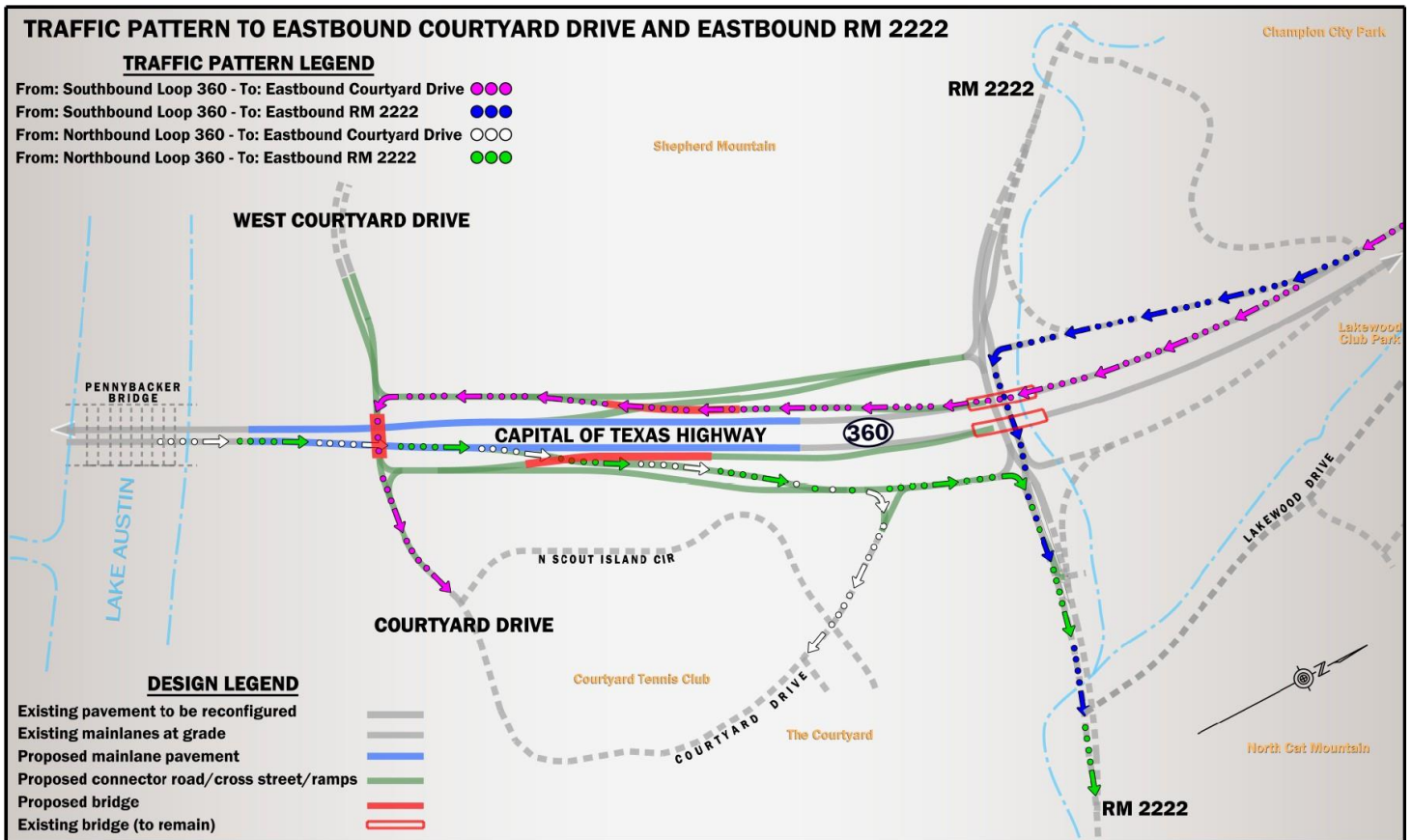
## Southbound



### To Southbound Loop 360:

- **From Westbound Courtyard Drive:** Drivers will exit the Courtyard neighborhood at either the southern or northern Courtyard Drive exits. They will turn right onto the northbound Loop 360 connector road and use the DDI to U-turn, entering southbound Loop 360 using the braided entrance ramp south of RM 2222.
- **From Eastbound Courtyard Drive:** Drivers will proceed across the Loop 360 mainlanes using the Courtyard Drive bridge and turn left onto the northbound Loop 360 connector road to proceed to the DDI at RM 2222. They will use the DDI to U-turn, entering southbound Loop 360 using the braided entrance ramp south of RM 2222.
- **From Westbound RM 2222:** Drivers will use the DDI to turn left onto the southbound Loop 360 connector road. They will then proceed to the braided entrance ramp located south of RM 2222 to enter the southbound Loop 360 mainlanes.
- **From Eastbound RM 2222:** Drivers will turn right onto the southbound Loop 360 connector road. They will then proceed to the braided entrance ramp located south of RM 2222 to enter the southbound Loop 360 mainlanes.

## Eastbound



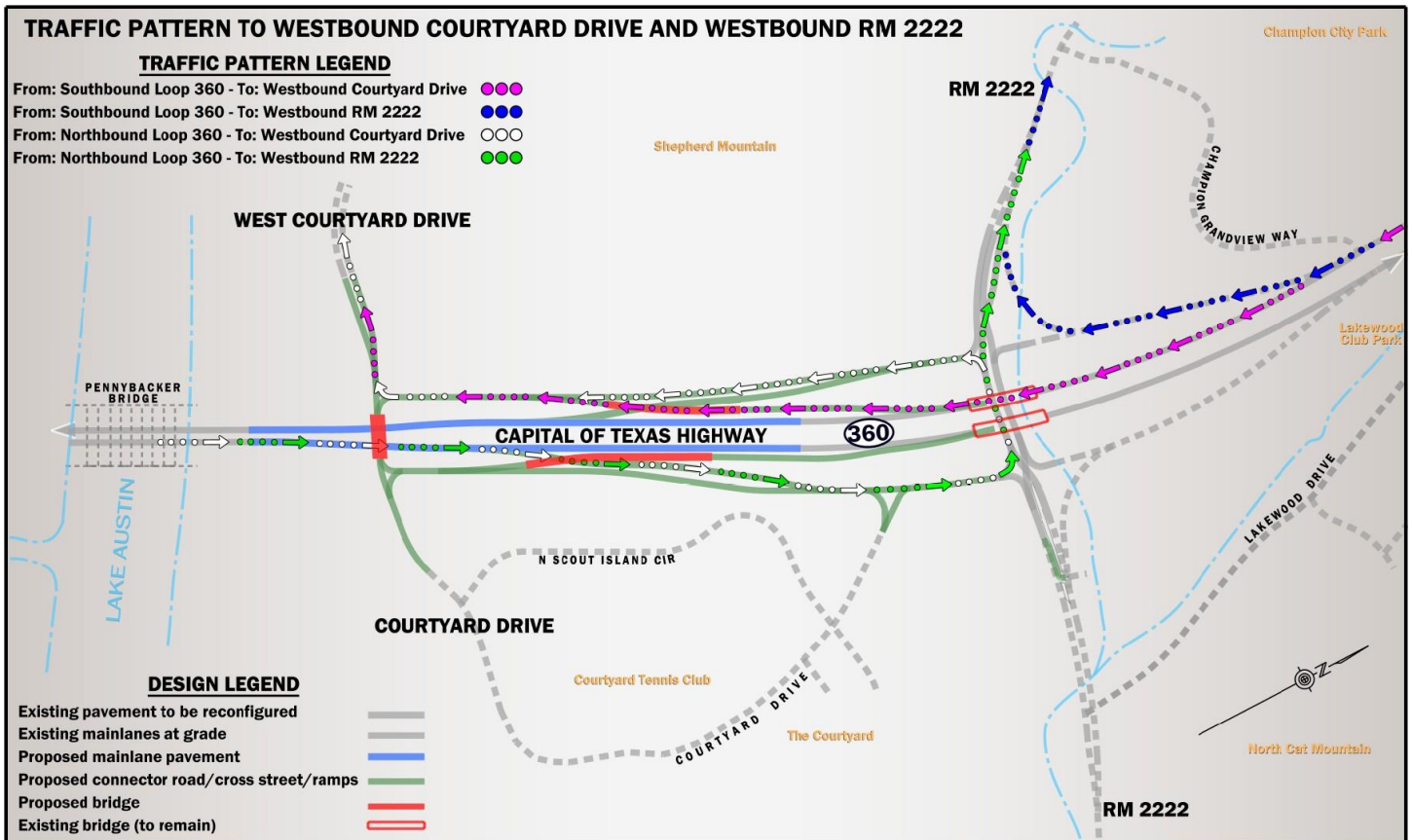
### To Eastbound Courtyard Drive:

- **From Southbound Loop 360:**
  - Drivers will take the braided southbound exit ramp located just south of RM 2222. The exit ramp will lead to a connector road that will allow a left turn directly onto Courtyard Drive.
- **From Northbound Loop 360:** Drivers will take the braided northbound exit ramp located north of Courtyard Drive. They will then use the connector road to reach the northern Courtyard Drive entrance.

### To Eastbound RM 2222:

- **From Southbound Loop 360:** Drivers will take the southbound exit ramp located just north of RM 2222 and travel eastbound on RM 2222 through the DDI.
- **From Northbound Loop 360:** Drivers will take the braided northbound exit ramp located north of Courtyard Drive and will use the right lane to turn onto eastbound RM 2222.

## Westbound



### To Westbound Courtyard Drive:

- **From Southbound Loop 360:** Drivers will take the braided southbound exit ramp located just south of RM 2222. The exit ramp will lead to a connector road that will allow a right turn directly onto Courtyard Drive.
- **From Northbound Loop 360:** Drivers will take the braided northbound exit ramp located north of Courtyard Drive and will use the DDI to U-turn. They will stay on the connector road to reach westbound Courtyard Drive.

### To Westbound RM 2222:

- **From Southbound Loop 360:** Drivers will take the southbound exit ramp located just north of RM 2222, using the right-turn lane to turn onto westbound RM 2222.
- **From Northbound Loop 360:** Drivers will take the braided northbound exit ramp located north of Courtyard Drive and will move through the DDI to travel westbound on RM 2222.